



**GENERAL FEATURES**

- Environmentally friendly
- Can be used at vertical or horizontal orientation
- High Reliability and Good Quality
- High gas recombination efficiency
- High Power Density
- Maintenance-Free Operation

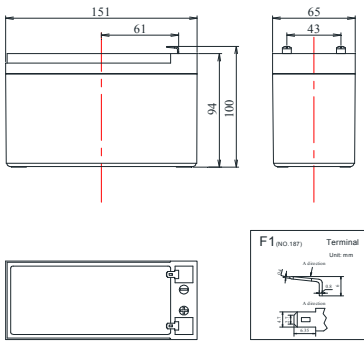
**APPLICATIONS**

- UPS & EPS
- Emergency lighting Systems
- Medical Equipment
- Cable TV Systems
- Alarm Systems
- Electric Test Equipment
- Security Systems



**DIMENSIONS & WEIGHT**

Length(mm)	151±1
Width(mm)	65±1
Height(mm)	94±1
Total Height(mm)	100±1
Weight(kg)	2.65±3%



**COMPLIED STANDARDS**

IEC 60896-21/22    JIS C8704  
 YD/T799            BS6290 part4  
 GB/T19639UL 1989

**TECHNICAL SPECIFICATIONS**

Art. no: SAAS12-9.0

Nominal Voltage		12V(6 cells per unit)
Design Floating Life @25°C		5 Years
Nominal Capacity @25°C(20 hour rate@0.45A,10.50V)		9.0Ah
Capacity @25°C	10 hour rate (0.86A,10.8V)	8.60Ah
	5 hour rate (1.60A,10.5V)	8.00Ah
	1 hour rate (5.99A,9.6V)	5.99Ah
Internal Resistance	Full Charged Battery@25°C	≤18.0mΩ
Ambient Temperature	Discharge	-20°C~50°C
	Charge	-20°C~50°C
	Storage	-20°C~50°C
Max.Discharge Current@25°C		135A(5s)
Capacity affected by Temperature (10 hr Capacity)	40°C	102%
	25°C	100%
	0°C	85%
	-15°C	65%
Self-Discharge@25°C per Month		3%
Charge (Constant Voltage) @25°C	Floating Charge	Initial Charging Current Less than1.8A Voltage 13.5-13.8V
	Cycle Charge	Initial Charging Current Less than1.8A Voltage 14.4-15.0V

**BATTERY DISCHARGE TABLE**

Discharge Constant Current per Cell (Amperes at25°C)

F.V/Time	5min	10min	15min	30min	45min	1h	2h	3h	5h	8h	10h	20h
1.60V	30.7	19.8	14.9	9.90	6.93	5.99	3.71	2.54	1.70	1.14	0.94	0.50
1.65V	30.1	19.4	14.6	9.72	6.80	5.88	3.65	2.50	1.67	1.12	0.93	0.49
1.70V	29.6	19.1	14.36	9.54	6.68	5.77	3.58	2.45	1.63	1.10	0.91	0.48
1.75V	29.0	18.7	14.09	9.36	6.55	5.66	3.51	2.41	1.60	1.08	0.89	0.47
1.80V	27.9	18.0	13.54	9.00	6.30	5.45	3.38	2.31	1.54	1.04	0.86	0.45

Discharge Constant Power per Cell (Watts at25°C)

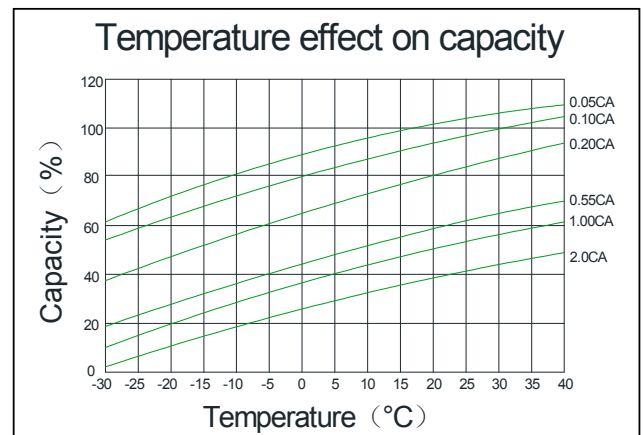
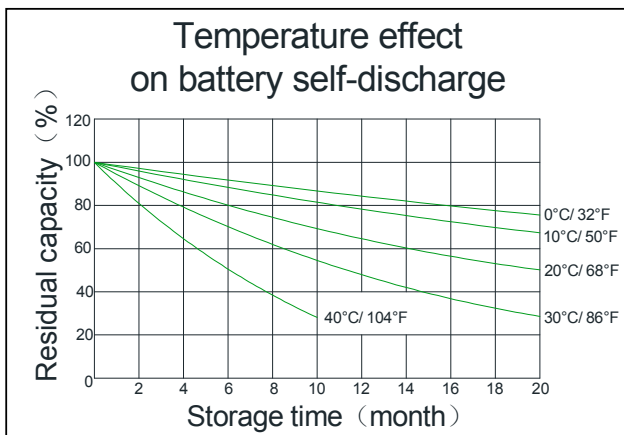
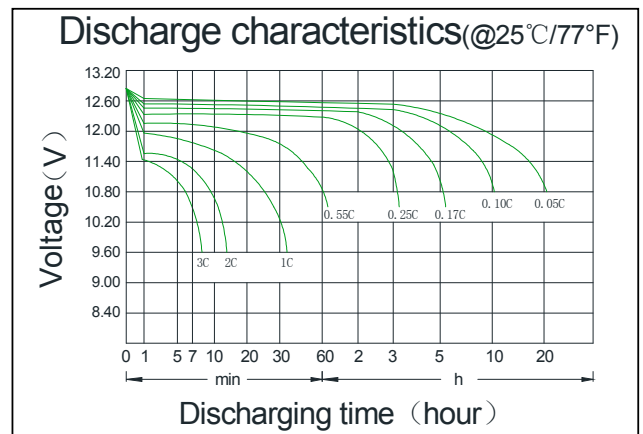
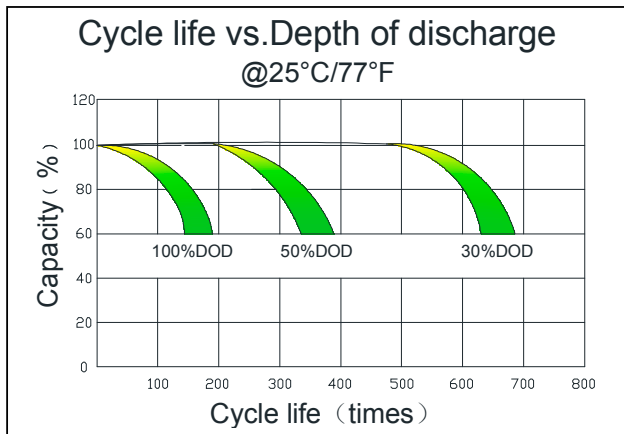
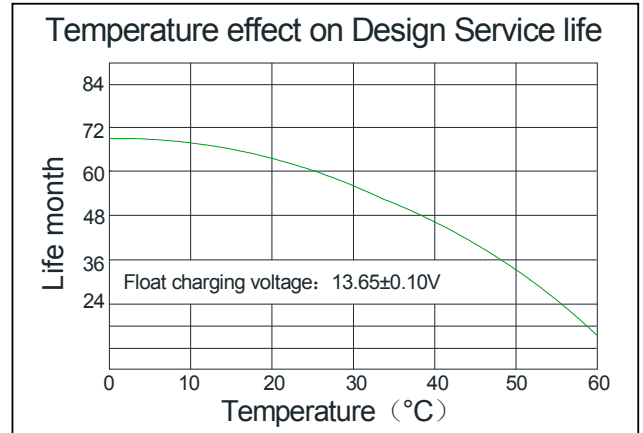
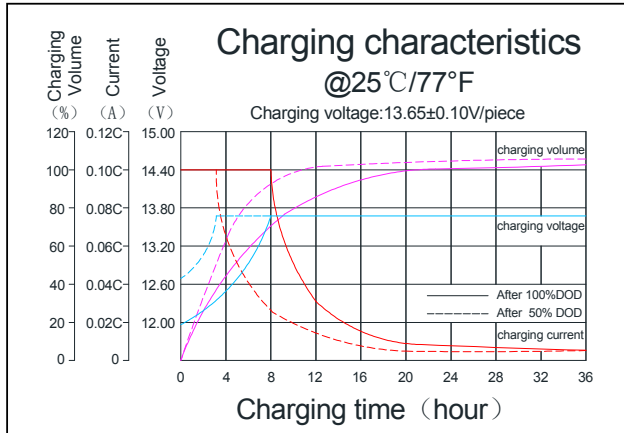
F.V/Time	5min	10min	15min	30min	45min	1h	2h	3h	5h	8h	10h	20h
1.60V	59.1	38.1	28.7	19.1	13.34	11.53	7.15	4.90	3.27	2.19	1.81	0.95
1.65V	58.0	37.4	28.2	18.7	13.10	11.32	7.02	4.81	3.21	2.15	1.78	0.94
1.70V	56.9	36.7	27.6	18.4	12.86	11.11	6.89	4.72	3.15	2.12	1.75	0.92
1.75V	55.9	36.0	27.1	18.0	12.61	10.90	6.76	4.63	3.09	2.08	1.72	0.90
1.80V	53.7	34.7	26.1	17.3	12.13	10.48	6.50	4.45	2.97	2.00	1.65	0.87





DATASHEET

## PERFORMANCE CHARACTERISTICS



## BATTERY CONSTRUCTION

Component	Positive plate	Negative plate	Container & Cover	Safetyvalve	Terminal	Separator	Electrolyte	Pillar seal
Features	Thick high Sn low Ca grid with special paste	Balanced Pb-Ca grid for improved recombination efficiency	ABS (UL94-V0 optional)	Flame Si-Rubbeand aging resistancer	Female Copper Insert (F1/F2)	Advanced AGM separator for high pressure cell design	Dilute high purity sulphuric acid	Two layers epoxy resin seal

save line

